

## 1 Description

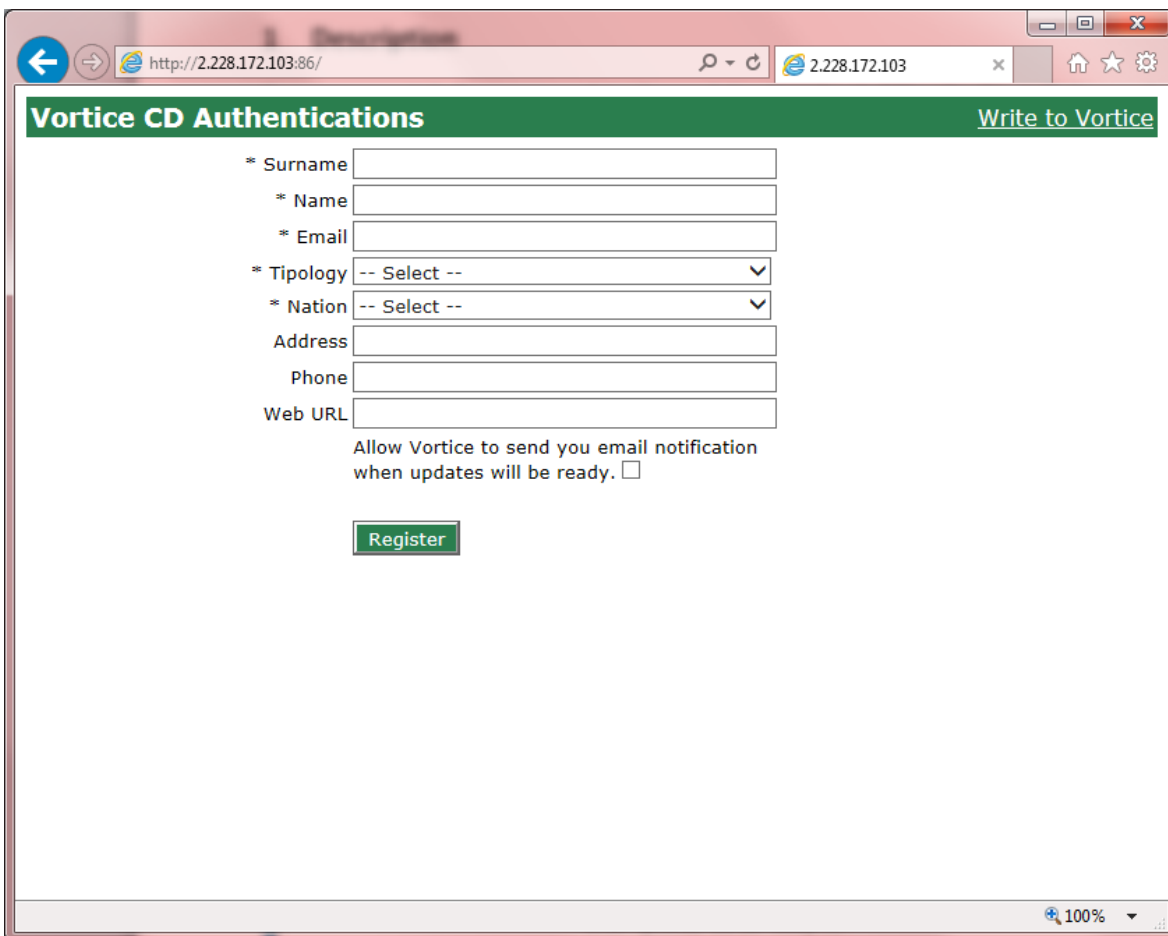
Temporary portal allows user registration and the download of “FastFan” installation package.

## 2 Procedure

Portal is available at the following link:

Web: <http://2.228.172.103:86/>

Right after having reached above link, following page appears:



The screenshot shows a web browser window with the address bar displaying <http://2.228.172.103:86/>. The page title is "Vortice CD Authentications" and there is a "Write to Vortice" link in the top right corner. The form contains the following fields:

- \* Surname (text input)
- \* Name (text input)
- \* Email (text input)
- \* Tipology (dropdown menu, currently showing "-- Select --")
- \* Nation (dropdown menu, currently showing "-- Select --")
- Address (text input)
- Phone (text input)
- Web URL (text input)

Below the fields, there is a checkbox labeled "Allow Vortice to send you email notification when updates will be ready." which is currently unchecked. A green "Register" button is located at the bottom of the form.

Mandatory fields are marked with “ \* “:

The screenshot shows a web browser window with the URL <http://2.228.172.103:86/>. The page title is "Vortice CD Authentications" and there is a "Write to Vortice" link in the top right. The form contains the following fields:

- \* Surname: User Surname
- \* Name: User Name
- \* Email: user@email.com
- \* Tipology: Designer (dropdown)
- \* Nation: CANADA (dropdown)
- Address: [empty]
- Phone: [empty]
- Web URL: [empty]

Below the form, there is a checkbox for "Allow Vortice to send you email notification when updates will be ready." which is checked. A green "Register" button is present, followed by the text "Thanks for your interest." Below this, there is a message: "To complete your request and go to the download page, please click the link below" with a blue link labeled "Download Page".

After the registration the “**Download Page**” link will appear.

By clicking this link you will be automatically addressed to the page listing the products available for download.

Just click on the desired product to start download.

The screenshot shows a web browser window with the URL <http://2.228.172.103:86/CDADownload.aspx>. The page title is "Vortice CD Authentications" and there is a "Write to Vortice" link in the top right. A message at the top states: "Your request has been successfully completed. You can proceed with download." Below this is a table with two columns: "Package" and "Description".

Package	Description
Fast Fan	<b>Vortice Fast Fan application setup</b> <b>Package Size:</b> 250MB <b>Estimate download time:</b> 1 Mbps speed: 36 minutes 2 Mbps speed: 18 minutes 10 Mbit speed: 3.5 minutes
Fast Fan LatAM	<b>vortice fast fan application setup for latin america</b> <b>package size:</b> 70mb <b>estimate download time:</b> 1 mbps speed: 10 minutes 2 mbps speed: 5 minutes 10 mbit speed: 1 minutes <a href="#">Goto registration page</a>

A red arrow points to the "Fast Fan" package in the table.



## How to download and install “FastFan”



If the user is already registered a warning will appear and the download link will be available.

http://2.228.172.103/

2.228.172.103

### Vortice CD Authentications Write to Vortice

\* Surname

\* Name

\* Email

\* Tipology

\* Nation

Address

Phone

Web URL

Allow Vortice to send you email notification when updates will be ready.

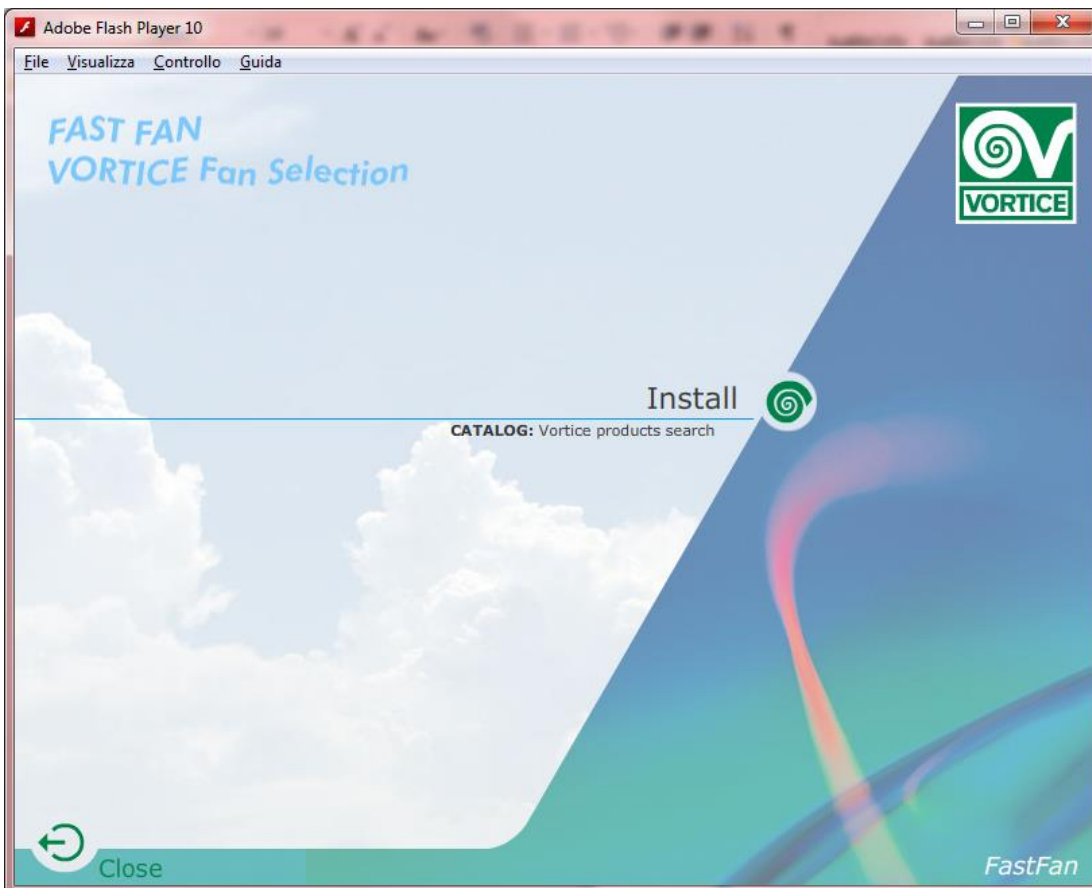
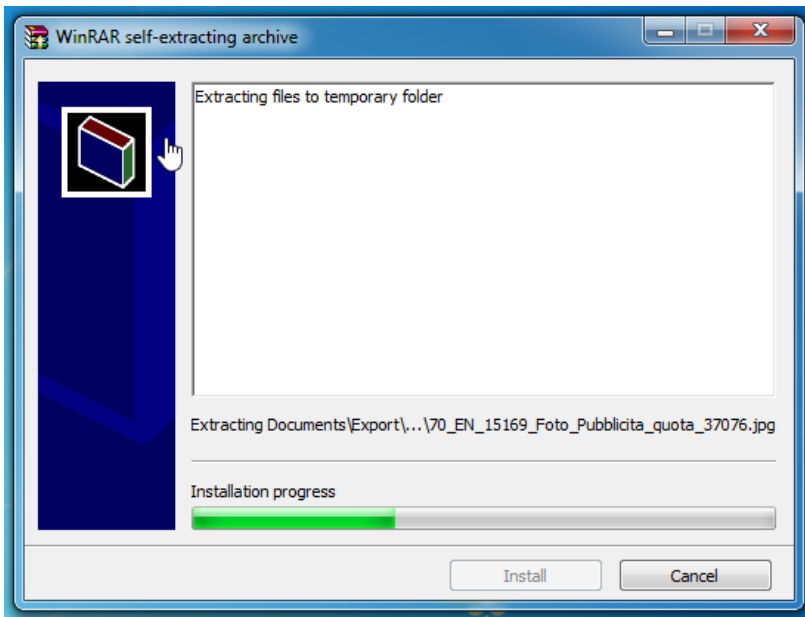
Registered

Your email address is already registered.

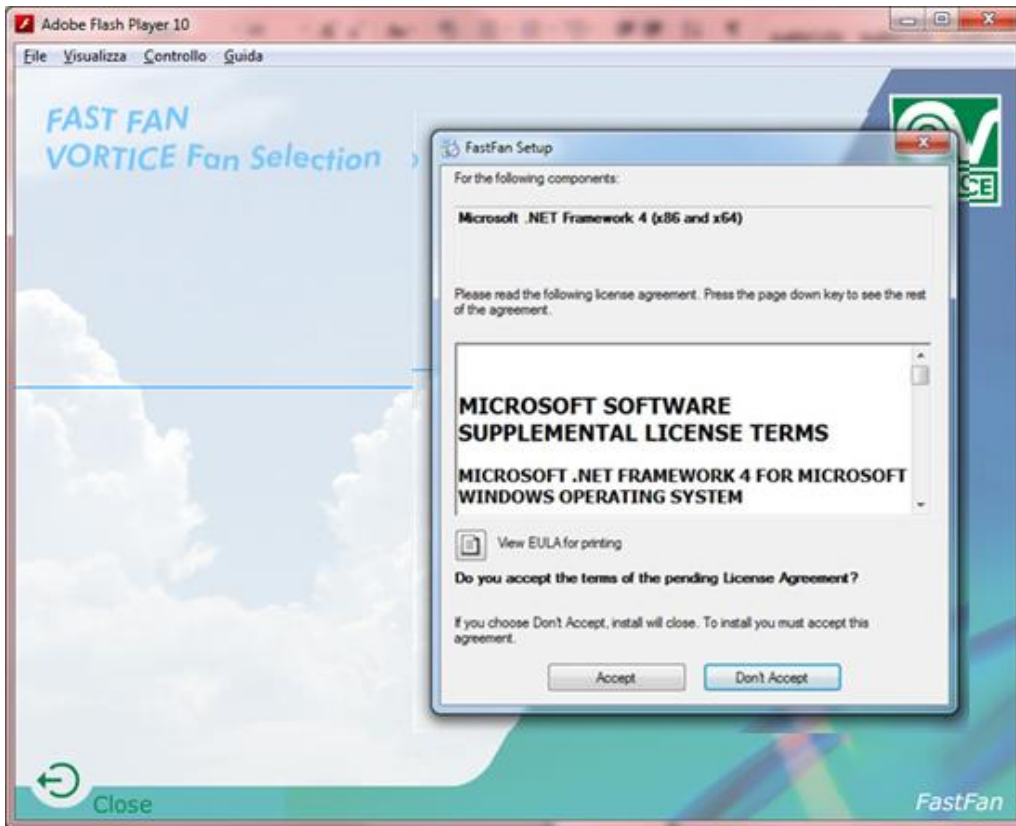
To proceed with the download please click the link below  
[Download Page](#)

100%

Installation package consists of an executable file, simply by double-clicking on **FastFan2015.exe** you will start unzipping the files and installation procedure will follow automatically.

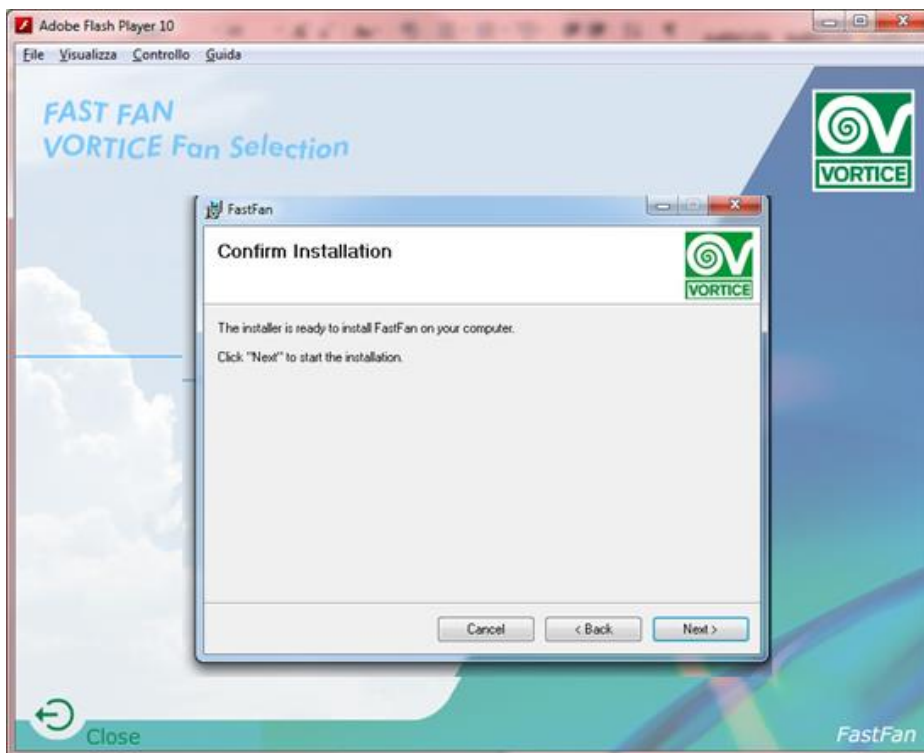
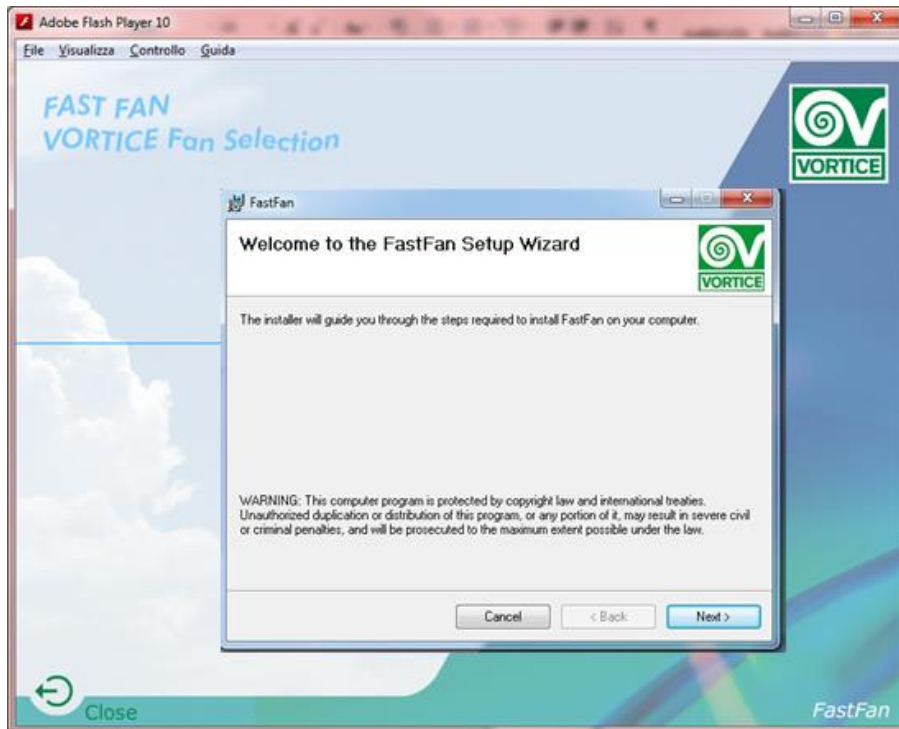


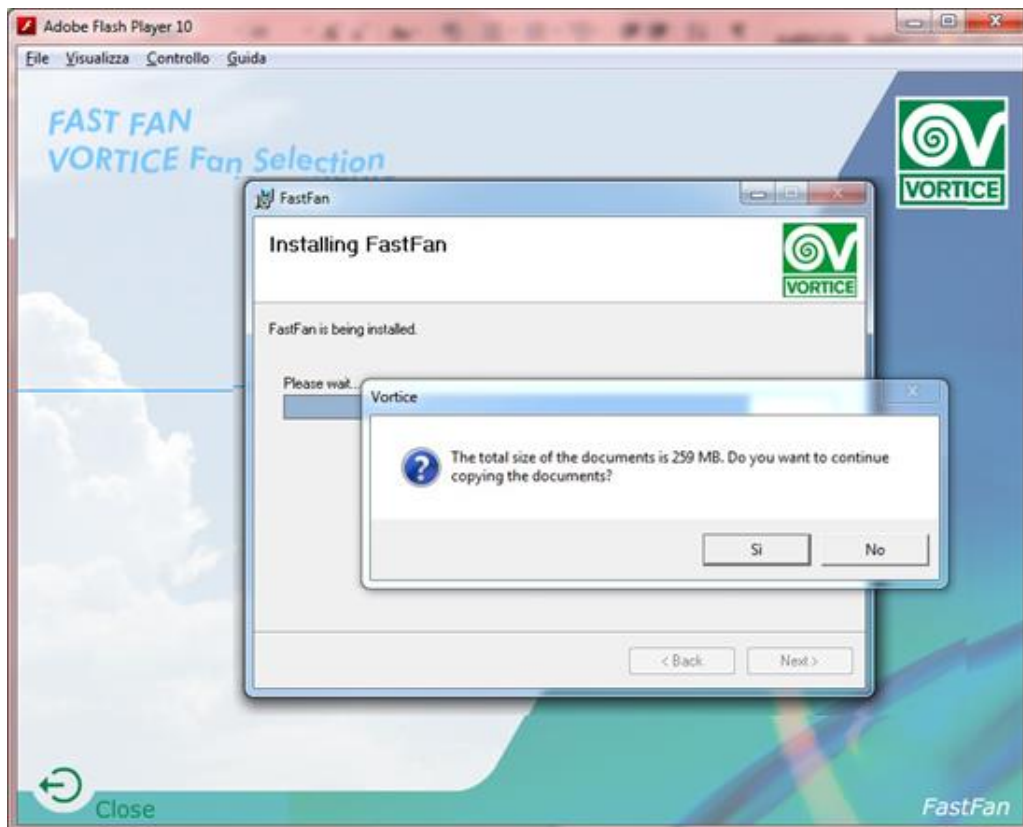
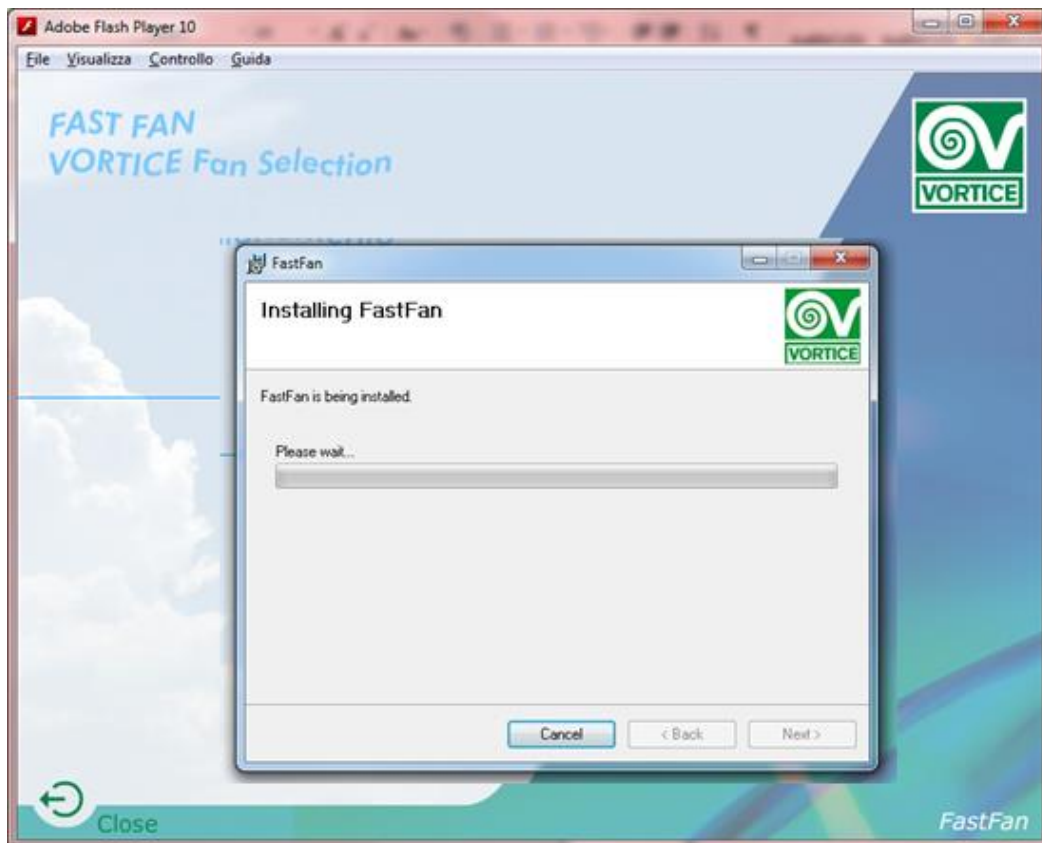
After clicking on “Install” you may be required to install Microsoft Framework 4 (if not already installed). In this case just click on “accept”.



Immediately after this, setup of “Fast Fan” will run automatically.

The software will request your authorization to copy several files locally on your pc: we recommend you to accept.





After finishing installation, FastFan will run automatically.